



# ACETAL QUICK CONNECTS

## ACETAL QUICK CONNECTS

## 40AC PB4 SERIES



The Quick Coupler Male features a 1/4 flow 90-degree elbow design, crafted with a durable Acetal body and a Buna O-ring for reliable sealing. This versatile coupler is available with either a 1/4 inch or 3/8 inch barb, providing flexibility for various applications. Additionally, it can be supplied with or without a shutoff mechanism, catering to different operational needs.

NON-VALVED	VALVED	TUBE SIZE	LENGTH	WIDTH
40AC-PB4-04	40ACV-PB4-04	1/4 BARBED	1.10NV/1.35V	.63
40AC-PB4-06	40ACV-PB4-06	3/8 BARBED	1.10NV/1.35V	.63

## 20AC S9 SERIES

20 Series, 1/8 Flow, Socket with Compression Fitting for of 5/32, and 1/4 OD Polytube

Available with and w/o Shut off.

Stainless Steel Latch and spring. Nickel Plated Brass compression nut.

NON-VALVED	VALVED	TUBE ID/OD	LENGTH	WIDTH
20AC-S9-025	20ACV-S9-025	3/64 ID/ 5/32 OD	1.65	.62
20AC-S9-04	20ACV-S9-04	.170 ID/ .250 OD	1.75	.62



## 20AC S8 SERIES

20 Series Socket Panel Mount is designed with a compression fitting suitable for 1/4 inch and 3/8-inch OD Poly Tubing. This versatile product is available with or without a shutoff feature, catering to various application needs. The compression nut is crafted from nickel-plated brass, ensuring durability and a secure fit. Additionally, the panel mount includes a stainless-steel latch and spring, providing robust performance and longevity. The panel nut is also made from nickel-plated brass, adding to the overall strength and reliability of the assembly.

NON-VALVED	VALVED	TUBE SIZE	METRIC TUBE	LENGTH	WIDTH	HEIGHT
20AC-S8-025	20ACV-SB8-025	5/32" OD, .10" ID	4.0 MM OD, 2.5 MM ID	1.70"	.62"	.80"
20AC-S8-04	20ACV-SB8-04	1/4" OD, .17" ID	6.4 MM OD, 4.3 MM ID	1.72"	.62"	.80"
20AC-S8-025GS	20ACV-SB8-025GS	5/32" OD, .10" ID	4.0 MM OD, 2.5 MM ID	1.70"	.62"	.80"
20AC-S8-04GS	20ACV-SB8-04GS	1/4" OD, .17" ID	6.4 MM OD, 4.3 MM ID	1.72"	.62"	.80"



## 40AC PB9 SERIES

40AC Insert is designed with a reliable compression fitting, making it suitable for both 1/4 inch and 3/8-inch OD Poly Tubing. This insert features a nickel-plated nut, which enhances its durability and resistance to corrosion. The robust construction ensures a secure and leak-free connection, making it ideal for various applications requiring high performance and reliability.

NON-VALVED	VALVED	TUBE ID/OD	LENGTH	WIDTH
40AC-PB9-04	40ACV-PB9-04	.170 ID/ .250 OD	1.25NV/1.89V	.63
40AC-PB9-06	40ACV-PB9-06	.250 ID/.375 OD	1.40NV/1.83V	.63



## 40AC S18 ACETAL PANEL MOUNT PUSH-IN

1/4 Flow Acetal, Panel Mount for 1/4 OD Tubing

Nickel Plated Nut

Stainless Latch and Spring

---

NON-VALVED	VALVED	TUBE OD	LENGTH	WIDTH
40AC-S18-04	40AC-S18-04	.250 OD	1.93	.75




## 40AC PB18 SERIES

The 40AC PB18 Series is a 1/4 Flow Insert Panel Mount. Also, it has a nickel-plated nut. A 1/4 OD tubing is available with a valve or without.

---

NON-VALVED	VALVED	TUBE OD	LENGTH	WIDTH
40AC-PB18-04	40ACV-PB18-04	.250 OD	1.88NV/2.03V	.70

## 10AC-PB3 SERIES



1/16 Flow Panel Mount Insert

1/16 and 1/8 Barb Size

Natural or Black Acetal

---

NON-VALVED	TUBE SIZE	LENGTH	WIDTH
10AC-PB2-01	1/16	.75	.50
10AC-PB2-01BLK	1/16	.75	.50
10AC-PB2-02	1/8	.75	.50
10AC-PB2-02BLK	1/8	.75	.50

## 20AC PB1 SERIES



1/8 Flow Male insert, with 1/8, and 1/4 Pipe Threads. BSPT optional

Available with and w/o shutoff.

---

NON-VALVED	VALVED	THREAD	LENGTH	WIDTH
20AC-PB1-02	20ACV-PB1-02	1/8 NPT	1.03NV/1.36V	.50
20AC-PB1-02BSPT	20ACV-PB1-02BSPT	1/8 BSPT	1.03NV/1.36V	.50
20AC-PB1-04	20ACV-PB1-04	1/4 NPT	1.13NV/1.39V	.50
20AC-PB1-04BSPT	20ACV-PB1-04BSPT	1/4 BSPT	1.13NV/1.39V	.50



## 20AC PB3 SERIES

1/8 flow male insert, panel mount fitting.

Available 1/16, 1/8, 3/16 and 1/4 Barbs

Optional with and w/o shutoff.

Nickel plated Brass Panel nut



## 20AC PB9 INSERT COMPRESSION FITTING

1/8 Flow Male insert, straight with Compression Fitting. Available 5/32 and 1/4 OD tubing size.

Available with and w/o shutoff.

Nickel-plated Brass nut.

---

NON-VALVED	VALVED	TUBE ID/ OD	LENGTH	WIDTH
20AC-PB9-025	20ACV-PB9-025	5/64 ID/ 3/32 OD	1.15NV/ 1.65V	.62
20AC-PB9-04	20ACV-PB9-04	.170 ID/ .250 OD	1.15NV/ 1.65V	.62

## 40AC PB8 PANEL MOUNT INSERT COMPRESSION



40 Series insert, Panel mount with Compression Fitting. Available with Compression fitting for 1/4 or 3/8 OD tubing.

Nickel-plated brass panel nut and compression fitting

FDA/NSF Buna O-ring.

---

NON-VALVED	VALVED	TUBE ID/OD	LENGTH	WIDTH
40AC-PB8-04	40ACV-PB8-04	.170 ID/.250 OD	1.77"NV/ 1.91"V	.63
40AC-PB8-06	40ACV-PB8-06	.250 ID/.375 OD	1.90"NV/ 2.04"V	.63

## 40AC-PB4 INSERT BARBED ELBOW



40 Series Insert, 90 degree elbow with barbs of 1/4, 3/8.

Available with and w/o Shut off.



## 40AC PB16 ACETAL INSERT THREADED ELBOW

40 Series Insert, 90-degree, 1/4 Inch Pipe Thread

Available with and w/o Shut off.

---

NON-VALVED	VALVED	THREAD	LENGTH	WIDTH
40AC-PB16-04	40ACV-PB16-04	1/4	1.20NV/1.35 V	.70



## 40AC PB2 SERIES


40 Series Insert with barbs of 1/4, 5/16, and 3/8.

Available with and w/o Shut off.

---

NON-VALVED	VALVED	BARB	LENGTH	WIDTH
40AC-PB2-04	40ACV-PB2-04	1/4	1.25NV/1.94V	.70
40AC-PB2-05	40ACV-PB2-05	5/16	1.25NV/1.94V	.70
40AC-PB2-06	40ACV-PB-06	3/8	1/25NV/1.94V	.70





## 40AC S9 SOCKET WITH COMPRESSION FITTING

40 Series, 1/4 flow, Socket with Compression Fitting for of 1/4, and 3/8 OD Polytube.

Available with and w/o Shut off.

Stainless Steel Latch and spring. Nickel Plated Brass compression nut.

NON-VALVED	VALVED	TUBE ID/TUBE OD	LENGTH	WIDTH
40AC-09-04	40ACV-09-04	.170 ID/.250 OD	1.85"	.75"
40AC-09-06	40ACV-09-06	.250 ID/ .375 OD	1.85	.75



## 40AC S8 PANEL MOUNT COMPRESSION FITTING

40 Series Socket Panel Mount with Compression Fitting for 1/4 and 3/8 OD Tubing.

Available with and w/o Shut off. Compression Nut is Nickel-Plated Brass.

Stainless Steel Latch and spring. Nickel Plated Brass Panel nut.

NON-VALVED	VALVED	TUBE ID/OD	LENGTH	WIDTH
S40AC-S8-04	S40ACV-S8-04	.170 ID .250 OD	1.87	.75
S40AC-S8-06	S40ACV-S8-06	.250 ID .375 OD	1.87	.75



## 40AC S3 SERIES

40 Series Socket Panel Mount with barbs of 1/4, 5/16, and 3/8.

Available with and w/o Shut off.

Stainless Steel Latch and spring. Nickel Plated Brass Nut.

---

NON-VALVED	VALVED	TUBE SIZE	LENGTH	WIDTH
40AC-S3-04	40ACV-S3-04	1/4" BARB	1.90"	.75"
40AC-S3-05	40ACV-S3-05	5/16" BARB	1.90"	.75"
40AC-S3-06	40ACV-S3-06	3/8" BARB	1.90"	.75"



## 40AC S2 BS SERIES

1/4 flow Socket with barbs of 1/4, 5/16 and 3/8.

Available with and w/o Shut off.

Stainless Steel Latch and Spring.

---

NON-VALVED	VALVED	BARB SIZE	LENGTH	WIDTH
40AC-S2-04	40ACV-S2-04	1/4" ID	1.90"	.75"
40AC-S2-05	40ACV-S2-05	5/16" ID	1.90"	.75"
40AC-S2-06	40ACV-S2-06	3/8" ID	1.90"	.75"



## 40AC S1 MALE THREADED SOCKET

40 Series 1/4 flow Socket with 1/4 and 3/8 NPT thread. 1/4 and 3/8 BSPT also.

The product is available with and w/o valved shutoffs.

NON-VALVED	VALVED	THREAD SIZE	LENGTH	WIDTH
40AC-S1-04	40ACV-SB1-04	1/4" NPT	1.15"	.75"
40AC-S1-04BSPT	40ACV-S1-04BSPT	1/4" BSPT	1.15"	.75"
40AC-S1-06	40ACV-S1-06	3/8" NPT	1.15"	.75"
40AC-S1-06BSPT	40ACV-A1-06BSPT	3/8"BSPT	1.15"	.75"



## 50AC PB1 SERIES - THREADED INSERT

50AC Quick Coupler Acetal Fitting Threaded Inserts, Two thread sizes available, 1/4 and 3/8 NPT. For use with the all 50 series female couplers.

Use with either liquid or gas—1/4" diameter flow path

- Acetal (POM) durable body, with FDA/NSF Buna O-rings for durability and compatibility
- Mix and match available to valved and non-valved coupler bodies to meet your flow path.
- Operating Pressure Vacuum to 120 PSI

NON VALVED	Valved	
50AC-PB1-04	50ACV-PB1-04	1/4 MNPT
50AC-PB1-06	50ACV-PB1-06	3/8 MNPT



## 50AC SERIES PCM ACETAL

This 1/4-inch stem is designed to be compatible with both the 50 Series and PCM Series, making it a versatile choice for various applications. It is specifically engineered for use with Acetal Quick Couplers, ensuring a secure and efficient connection. The high-quality construction of the stem guarantees durability and reliability, making it suitable for demanding environments.



## 20AC S3 SERIES

1/8 Flow Socket Panel Mount Barbed

1/16, 1/8, 3/16, 1/4 ID Tube sizes

Valve and Non-valved available

NON-VALVED	VALVED	TUBE SIZE	METRIC TUBE	LENGTH	WIDTH	HEIGHT
20AC-S3-01	20ACV-SB3-01	1/16" ID	1.6 MM ID	1.40"	.62"	.80"
20AC-S3-02	20ACV-SB3-02	1/8" ID	3.2 MM ID	1.65"	.62"	.80"
20AC-S3-03	20ACV-SB3-03	3/16" ID	4.8 MM ID	1.80"	.62"	.80"
20AC-S3-04	20ACV-SB3-04	1/4" ID	6.4 MM ID	1.80"	.62"	.80"
20AC-S3-01GS	20ACV-SB3-01GS	1/16" ID	1.6 MM ID	1.40"	.62"	.80"
20AC-S3-02GS	20ACV-SB3-02GS	1/8" ID	3.2 MM ID	1.65"	.62"	.80"
20AC-S3-03GS	20ACV-SB3-03GS	3/16" ID	4.8 MM ID	1.80"	.62"	.80"
20AC-S3-04GS	20ACV-SB3-04GS	1/4" ID	6.4 MM ID	1.80"	.62"	.80"

## 10AC2 SERIES



1/16 Flow Panel Mount Insert

1/16 and 1/8 Barb Size

Natural Acetal or Black

NON-VALVED	VALVED	TUBE SIZE	METRIC TUBE	LENGTH	WIDTH	HEIGHT
10AC2-01	10ACV2-01	1/16" ID	1.6 MM ID	1.46"	.48"	.48"
10AC2-01BLK	10ACV2-01BLK	1/16" ID	1.6 MM ID	1.46"	.48"	.48"
10AC2-02	10ACV2-02	1/8" ID	3.2 MM ID	1.61"	.48"	.48"
10AC2-02BLK	10ACV2-02BLK	1/8" ID	3.2 MM ID	1.61"	.48"	.48"



## 10AC PB2 SERIES

10AC PB2 Series is an Inline Hose Barb Plug, with a 1/16 Flow. Also, the Barb sizes are 1/16 and 1/8 in Natural or Black Acetal. This product is made for use with vacuum lines.

NON-VALVED	TUBE SIZE	METRIC TUBE	LENGTH	WIDTH	HEIGHT
10AC-PB2-01NS	1/16" ID	1.6" MM ID	.75"	.32"	.32"
10AC-PB2-01NSBLK	1/16" ID	1.6" MM ID	.75"	.32"	.32"
10AC-PB2-02NS	1/8" ID	3.2" MM ID	.90"	.32"	.32"
10AC-PB2-02NSBLK	1/8" ID	3.2" MM ID	.90"	.32"	.32"



## 10AC S2 IHBS SERIES

1/16 Flow Acetal Insert for use with vacuum lines

FDA/NSF Buna O-ring

Sizes 1/16 and 1/18 Barb in Natural or Black Acetal

### 10AS-S2-01NS

### 1/16 Tube ID

10AC-S2-01NSBLK

1/16 Tube ID Black

10AC-S2-02NS

1/8 Tube ID

10AC-S2-02NSBLK

1/8 Tube ID Black



## 20AC S2 SERIES

1/8 Flow, Hose Barb Socket, Acetal with Stainless Steel Release Latch and Spring.

NON-VALVED	VALVED	TUBE SIZE	METRIC TUBE	LENGTH	WIDTH	HEIGHT
20AC-S2-01	20ACV-SB2-01	1/16"	1.6 MM ID	1.42"	.62"	.80"
20AC-S2-02	20ACV-SB2-02	1/8"	3.2 MM ID	1.65"	.62"	.80"
20AC-S2-03	20ACV-SB2-03	3/16"	4.8 MM ID	1.80"	.62"	.80"
20AC-S2-04	20ACV-SB2-04	1/4"	6.4 MM ID	1.80"	.62"	.80"

## 20AC PB4 SERIES



The 20AC PB4 Series is a Male Quick Coupler with a 1/8 Flow and a 90° Elbow. This product is made from Acetal with a Buna O-ring. Also, the available barb sizes are 1/8 and 1/4 with or without shutoff.

---

NON-VALVED	VALVED	TUBE SIZE	METRIC TUBE	L(nv/v)	WIDTH	HEIGHT
20AC-PB4-02	20ACV-PB4-02	1/8" ID	3.2 MM ID	.86"/1.19"	.50"	.95"
20AC-PB4-04	20ACV-PB4-04	1/4" ID	6.4 MM ID	.98"/1.19"	.50"	1.10"




## 20AC S1 SERIES

Quick Coupler Threaded NPT or BSPT. 1/8 Flow Female Socket with Stainless latch and spring.

---

NON-VALVED	VALVED	THREAD SIZE	LENGTH	WIDTH	LENGTH
20AC-S1-02	20ACV-SB1-02	1/8" NPT	1.00"	.62"	.80"
20AC-S1-02BSPT	20ACV-SB1-02BSPT	1/8" BSPT	1.00"	.62"	.80"
20AC-S1-04	20ACV-SB1-04	1/4" NPT	1.00"	.62"	.80"
20AC-S1-04BSPT	20ACV-SB1-04BSPT	1/4" BSPT	1.00"	.62"	.80"

## 10AC PB2 ACETAL PLUG BARB



Acetal Inline Hose Barb Plug with Twist Lock Barrel

FDA/NSF Buna O-ring

1/16 and 1/8 Barb

---

NON-VALVED	TUBE SIZE	METRIC TUBE	LENGTH	WIDTH	HEIGHT
10AC-PB2-01	1/16" ID	1.6 MM ID	.75"	.48"	.48"
10AC-PB2-01BLK	1/16" ID	1.6 MM ID	.75"	.48"	.48"
10AC-PB2-02	1/8" ID	3.2 MM ID	.90"	.48"	.48"
10AC-PB2-02BLK	1/8" ID	3.2 MM ID	.90"	.48"	.48"

## 10AC S2 SERIES



Acetal Inline Hose Barb Socket with Twist Lock Barrel

1/16 and 1/8 Barb

---

NON-VALVED	VALVED	TUBE SIZE	METRIC TUBE	LENGTH	WIDTH	HEIGHT
10AC-S2-01	10ACV-SB2-01	1/16" ID	1.6 MM ID	.90	.48	.48
10AC-S2-01BLK	10ACV-SB2-01BLK	1/16" ID	1.6 MM ID	.90	.48	.48
10AC-S2-02	10ACV-SB2-02	1/8" ID	3.2 MM ID	.90	.48	.48
10AC-S2-02BLK	10ACV-SB2-02BLK	1/8" ID	3.2 MM ID	.90	.48	.48





## 10AC S3 SERIES

1/16 Flow Panel Mount Socket

Valved and Non-Valved

1/16 and 1/8 Barb Size

NON-VALVED	VALVED	TUBE SIZE	METRIC TUBE	LENGTH	WIDTH	HEIGHT
10AC-S3-01	10ACV-SB3-01	1/16" ID	1.6 MM ID	.90"	.50"	.58"
10AC-S3-01BLK	10ACV-SB3-01BLK	1/16" ID	1.6 MM ID	.90"	.50"	.58"
10AC-S3-02	10ACV-SB3-02	1/8" ID	3.2 MM ID	.90"	.50"	.58"
10AC-S3-02BLK	10ACV-SB3-02BLK	1/8" ID	3.2 MM ID	.90"	.50"	.58"



## 20AC PB2 SERIES

Acetal Quick Coupler. 1/8 Flow inline Barbed Male Plug in Valved or Non-Valved. The picture shown is a valved unit.

NON-VALVED	VALVED	TUBE SIZE	METRIC TUBE	L(nv/v)	WIDTH	HEIGHT
20AC-PB2-01	20ACV-PB2-01	1/16" ID	1.6 MM ID	.80"/1.48"	.55"	.55"
20AC-PB2-02	20ACV-PB2-02	1/8" ID	3.2 MM ID	.97"/1.65"	.55"	.55"
20AC-PB2-03	20ACV-PB2-03	3/16" ID	4.8 MM ID	1.12"/.80"	.55"	.55"
20AC-PB2-04	20ACV-PB2-04	1/4" ID	6.4 MM ID	1.12"/.80"	.55"	.55"



## 20AC PB10 SERIES

20AC 1/8 Flow. Compression sizes of 5/32 and 1/4 OD Poly tubing.

Nickel-plated brass nut.

NON-VALVED	VALVED	TUBE SIZE	METRIC TUBE	L(nv/v)	WIDTH	HEIGHT
20AC-PB10-025	20ACV-PB10-025	5/32" OD, .10" ID	4.0 MM OD, 2.5 MM ID	1.09"/1.20"	.50"	.99"
20AC-PB10-04	20ACV-PB10-04	1/4 OD", .17" ID	6.4 MM OD, 4.3 MM ID	1.09"/1.20"	.50"	1.02"



## 40AC PB3 SERIES - ACETAL PANEL MOUNT HOSE BARB PLUG

40 Series Insert Panel Mount with barbs of 1/4, 5/16, and 3/8.

Available with and w/o Shut off.

Stainless Steel Latch and spring. Nickel Plated Brass nut.

NON-VALVED	VALVED	TUBE SIZE	METRIC SIZE	L(NV/V)	WIDTH	HEIGHT
40AC-PB3-04	40ACV-PB3-04	1/4" ID	6.4 MM ID	1.86"/ 2.01"	.75"	.75"
40AC-PB3-05	40ACV-PB3-05	5/16" ID	7.9 MM ID	1.91"/ 2.05"	.75"	.75"
40AC-PB3-06	40ACV-PB3-06	3/8" ID	9.5 MM ID	1.86"/ 2.01"	.75"	.75"



## 50AC S2 SERIES

50AC All plastic Quick Coupler Body, Acetal Fitting, Three Barb sizes available, 1/4, 5/16, and 3/8. For use with the all-plastic series male inserts only.

Long Body series is offered in Valved and non-valve sockets.

1/4" diameter flow path

- Acetal (POM) durable body, and latch.
- Operating Pressure Vacuum to 120 PSI

NON-VALVED	VALVED	TUBE SIZE	METRIC TUBE	LENGTH	WIDTH	HEIGHT
50AC-S2-04LB	50ACV-SB2-04	1/4" ID	6.4 MM	2.02"	.75"	.94"
50AC-S2-05LB	50ACV-SB2-05	5/16"	7.9 MM	2.02"	.75"	.94"
50AC-S2-06LB	50ACV-SB2-06	3/8" ID	9.5 MM	2.02"	.75"	.94"

All Plastic socket with barbed connections for 1/4, 5/16 and 3/8 Tubing



## 40AC PB10 PTF SERIES

The 40AC PB10 PTF Series is an Acetal 1/4 Flow, 90-degree male insert with Brass Plated Compression Fitting for use with Plastic Tubing 1/4 OD and 3/8 OD. Inserts available with or w/O valved shutoff. Compatible with all 40 series Couplers.

NON-VALVED	VALVED	TUBE SIZE	METRIC TUBE	L(nv/v)	WIDTH	HEIGHT
20AC-PB10-025	20ACV-PB10-025	5/32" OD, .10" ID	4.0 MM OD, 2.5 MM ID	1.09"/1.20"	.50"	.99"
20AC-PB10-04	20ACV-PB10-04	1/4 OD", .17" ID	6.4 MM OD, 4.3 MM ID	1.09"/1.20"	.50"	1.02"



## 40AC PB1 SERIES - ACETAL MALE THREAD PLUG

The 40AC PB1 Series is a Male Thread Plug with Pipe Threads of 1/4 and 3/8. This product is produced with a natural Acetal (POM) thermoplastic. Also, BSPT is available and an optional shutoff. Furthermore, this acetal male thread plug offers an easy way to connect NPT threaded piping to other similar quick couplers.

NON-VALVED	VALVED	THREAD SIZE	LENGTH	WIDTH	HEIGHT
40AC-PB1-04	40ACV-PB1-04	1/4" NPT	1.25"/1.65"	.63"	.63"
40AC-PB1-04BSPT	40ACV-PB1-BSPT	1/4" BSPT	1.25"/1.65"	.63"	.63"
40AC-PB1-06	40ACV-PB1-06	3/8" NPT	1.25"/1.65"	.75"	.75"
40AC-PB1-06BSPT	40ACV-PB1-06BSPT	3/8" BSPT	1.25"/1.65"	.75"	.75"



## 50AC S8 SERIES

50AC S8 Series are acetal 1/4 flow sockets with a plastic thumb latch panel mount, PTF Plastic Tubing: Ferrule-less gripper, for an easy quick-release alternative. Furthermore, the operating pressure of these quick couplers is 120psi and the temperature range is -40 °F to 180°F.

NON-VALVED	VALVED	TUBE SIZE	METRIC TUBE	LENGTH	WIDTH	HEIGHT
50AC-S8-04	50ACV-SB8-04	1/4" OD, .17" ID	6.4 MM OD, 4.3 MM ID	1.97"	.90"	1.05"
50AC-S8-06	50ACV-SB8-06	3/8" OD, .25" ID	9.5 MM OD, 6.4 MM ID	2.10"	.90"	1.05"



## 40AC PB17 SERIES

40 Series Insert for use with 1/4 OD tubing. Push-in connection of Acetal thermoplastic.

Available with or w/o valved shutoff.

The operating pressure is 120 psi with a temperature rating of -40° F to 180° F.

---

NON-VALVED	VALVED	TUBE SIZE	LENGTH	WIDTH	HEIGHT
40AC-PB17-04	40ACV-PB17-04	1/4" OD	1.81"/1.97"	.70"	.70"



## 20AC S4 SERIES

1/8 flow Socket with 1/8 or 1/4 hose barbs

Natural Acetal (POM)

Available with or w/o shutoff.

---

NON VALVED	VALVED	TUBE SIZE	METRIC TUBE	LENGTH	WIDTH	HEIGHT
20AC-S4-02	20ACV-SB4-02	1/8" ID	3.2 MM ID	1.3"	.63"	1.3"
20AC-S4-04	20ACV-SB4-04	1/4" ID	6.4 MM ID	1.3"	.63"	1.3"



## 50AC-S3 SERIES

50AC-S3 Series with a plastic-latch Quick Couplers has a 1/4" nominal flow. They are made of White Acetal with a plastic thumb latch coupler and a Buna O-ring insert standard. Also, the temp ranges are -40° F to 180°F for Acetal.

NON-VALVED	VALVED	TUBE SIZE	METRIC TUBE	LENGTH	WIDTH	HEIGHT
50AC-S3-04	50ACV-SB3-04	1/4" ID	6.4" MM ID	2.10"	.90"	1.05"
50AC-S3-05	50ACV-SB3-05	5/16" ID	7.9" MM ID	2.10"	.90"	1.05"
50AC-S3-06	50ACV-SB3-06	3/8" ID	9.5" MM ID	2.10"	.90"	1.05"



## 50AC S1 SERIES

50AC S1 Series is a plastic-latch quick-coupler that has a 1/4" nominal flow. They are made of acetal. These units are available in male pipe thread, Barb and ferrule-less polytube connectors (PFT), and push-in connectors. Coupler bodies and inserts are open flow as a standard, with optional shutoff units. O-rings are FDA/NSF Grade Buna Temperature range is -40° F to 180° F and the pressure rating is 120 psi. Available in Polypropylene.

NON-VALVED	VALVED	THREAD SIZE	LENGTH	WIDTH	HEIGHT
50AC-S1-04	50ACV-SB1-04	1/4 NPT	1.40	.75	.94
50AC-S1-06	50ACV-SB1-06	3/8 NPT	1.40	.75	.94



## 2-S AND 2-P SERIES

2-S & 2-P series is a thumb-latch quick coupler that has a 1/8" nominal flow. They are made of White Acetal, medical-grade Polypropylene, and food-grade Chrome-plated Brass. In addition, a Stainless-Steel thumb latch coupler and a Buna O-ring insert are standard for Acetal and Chrome-plated Brass while the Polypropylene has an EPDM O-ring. Coupler bodies and inserts are open flow as a standard, with optional shutoff units. Plastics can be ordered for NSF applications.

Temp ranges are -40° F to 180°F for Acetal and Chrome-plated Brass and 32°F to 160° F for Polypropylene. Furthermore, the pressure rating for Acetal and Polypropylene is 120 psi and for Chrome-plated Brass it is 250 psi. The Polypropylene material is Gamma sterilizable.

---